

MILITARY COURTESY

(9/19/60)

MILITARY COURTESY

I THE SALUTE:

- a. The salute is a privilege and is a military form of greeting.
- b. A good salute indicates a cadets pride, and confidence in his unit and himself. A sloppy salute indicates a lack of pride, a lack of confidence, and almosts always indicates a poor Cadet.

II WHO TO SALUTE:

- a. All commissioned Officers (both female and male).
- b. All Cadet Officers commissioned by the California Cadet Corps.
- c. All commissioned Officers of friendly foreign powers.

III HOW TO SALUTE:

- a. Always with snap and precision.
- b. Raise the right hand and arm smartly, until the tip of the fore-finger touches your forehead slightly above the right eye. Keep your fingers extended and joined, your forearm, wrist and hand straight, your upper arm horizontal and your forearm at a 45° angle.
Not

IV WHEN TO SALUTE:

- a. When on a work detail, when indoors (except when reporting) or when carrying articles with both hands.

V SALUTING IN GROUPS:

- a. Cadets in formation do not salute or return salutes except at the command "Present Arms". The Officer or Non Commissioned Officer in charge gives the acknowledging salute for the whole formation. The man in charge brings the formation to attention before saluting, or if marching gives the salute as the formation passes.

- VI b. When not in a formation and an Officer approaches a group of cadets the first person noticing him should call out a good, loud Attention, All come to attention and salute.
- c. If indoors and in an informal group and an Officer enters the first man to see him calls room to attention. No salute is necessary however.

VI WALKING WITH AN OFFICER:

- a. An enlisted cadet or cadet officer should always ride or walk on the left side of a superior officer.
- b. The cadet or cadet officer should keep in step with the superior officer.

VII WHEN THE NATIONAL ANTHEM OR TO THE COLORS IS PLAYED:

- a. O,tdoors - all dismounted troops face the music, stand at attention and give the appropriate salute, holding the salute until the last note of music has sounded.
- b. Indoors - all stand, face the music and stand at attention, but do not salute, unless under arms.

MILITARY COURTESY

VII continued:












- c. When passing uncased colors or standards the cadet salutes at six paces and holds the salute until he has passed six paces beyond the uncased color or standard.

VIII UNCOVERING

- a. All cadets will uncover when entering the cadet armory.
- b. All cadets will uncover when entering their classrooms but may wear their headgear in the hallways.
- c. Whenever a cadet is in uniform and outdoors he must wear his headgear.






IX RECOGNITION OF OFFICERS INSIGNIAS:

US ARMY

- General of the Armies 
- General 
- Lieutenant General 
- Major General 
- Brigadier General 
- Colonel 
- Lt. Colonel  (SILVER)
- Major  (GOLD)
- Captain  (SILVER)
- 1st Lieutenant  (SILVER)
- 2nd Lieutenant  (GOLD)

* WHEN IN DOUBT - SALUTE

CALIF CADET CORPS

- Lt. Colonel  (SILVER)
- Major  (GOLD)
- Captain  (SILVER)
- 1st Lt.  (SILVER)
- 2d Lt.  (GOLD)